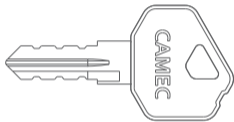


FOR BEST RESULTS, REPEAT THE CLEANING PROCEDURE  
EVERY 6-12 MONTHS



PLEASE NOTE: IF YOU ARE STILL EXPERIENCING DIFFICULTIES WITH  
YOUR LOCK, CHECK YOUR KEY FOR DAMAGE OR CONTACT YOUR  
NEAREST CAMEC SUPPLIER

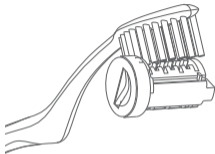


LOCK MAINTENANCE

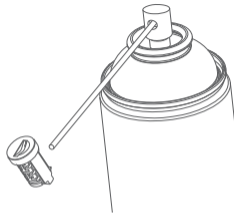
## HOW TO CLEAN YOUR LOCK BARREL



1. REMOVE BARREL FROM ITS HOUSING WITH EXCHANGE KEY



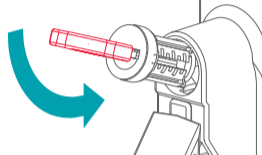
2. USE A DRY BRUSH TO SCRUB AWAY DIRT OR GRIME



3. BLOW THE DUST OUT OF THE LOCK (FOR BEST RESULTS USE A COMPRESSED AIR CYLINDER)



4. SPRAY DRY LUBRICANT INSIDE LOCKING BARREL (AVOID OIL BASED LUBRICANTS)



5. REINSTALL BARREL WITH EXCHANGE KEY